

Around Your Town



Content Area(s):

- reading and comprehension
- social studies
- technology

Objectives:

In this section students:

- navigate Web sites and find required information.
- identify roles of professionals in the community.
- identify animals in different parts of the world.
- find and record information about the state in which they live.
- play “Word Fun” and record the results.

Materials Required:

- computer with Internet access
- pencil or pen

Web Site(s):

- Students need to access the TCR Web page for the *My Community* book at:

<http://www.teachercreated.com/books/3404>

- Students then click on the link to the page on which they are working.
- Allow the children time to familiarize themselves with the Web site before starting the activity sheets.

Time:

- Approximately 30 minutes per lesson

Teaching Tips and Suggestions:

Your Neighborhood (page 7)

- Students can brainstorm a list of all the places in their community.
- Explain to the students that when the cursor turns into a hand, they can click on links to the buildings.

Visit the Zoo (page 8)

- Talk about the way zoos are organized.
- Although zoos are not part of every local community, they are part of larger communities and are a good place to learn. Ask students what other places in the community are good for learning.
- Talk about the animals that are part of the everyday community.

Kids Town (page 9)

- Explain that there are fifty states in the United States of America and that all states are unique with different flags, characteristics, and state symbols.
- This activity also includes word games and riddles.

Name _____

Your Neighborhood

Go to <http://www.teachercreated.com/books/3404>

Click on **Page 7, Site 1**

1. Name the six buildings that are shown on the map.

⇒ Click on the **Post Office**

2. Who picks up and brings the mail? _____

3. What is your home address? _____

⇒ Click on the **Fire Station.**

4. What do fire fighters do? _____


5. What should you do if there is a fire in your house? _____

⇒ Click on the **School.**

6. Name three types of people who can help you at school.

⇒ Click on the **Library.**

7. Name two places where you can find a librarian.



⇒ Click on the **Police Station.**

8. Describe two things that police officers do.



Name _____

Visit the Zoo

Go to <http://www.teachercreated.com/books/3404>

Click on **Page 8, Site 1**


⇒ Animals in zoos are grouped by where they live in nature. Click on **Oceans** at the bottom of the page to learn more about ocean animals.

1. What covers more than two-thirds of the earth's surface? _____

2. What four different animals does this part of the "zoo" tell you about?

⇒ Click on **Africa** at the bottom of this site. Answer the questions about African animals.

3. What does an elephant use its trunk for?




4. What is the tallest land animal living in the world today?

5. What does the word "hippopotamus" mean? _____

⇒ Click on **Australia** at the bottom of the Web site to answer these questions.

6. How does a marsupial mother carry her baby?



7. Name two marsupials.

⇒ Click on the **Polar Regions** link at the bottom of this Web page.

8. Caribou are also known as _____.

9. What are two other polar animals? _____

Extra! On the back of this sheet, write about what animals are part of your community.

Name _____

Kids Town

Go to <http://www.teachercreated.com/books/3404>Click on **Page 9, Site 1**

1. How many places can you visit on the map in Kids Town? _____

- ⇒ Click on the **Library** and then click on the section of the country that your state is in. Finally, click on your state and fill in the table below.

Write the name of your state in interesting letters in this box.

capital: _____	flower: _____
induction date: _____	bird: _____
order of induction: _____	tree: _____
nickname: _____	song: _____

- ⇒ Next, click on the link to the **School** at the bottom of the Web page. Click on **Word Fun** and choose **Easy**. Have fun playing the game!

- What was the first word you found? _____
- How many tries did it take you to get the word? _____
- Play again. What was the second word? _____
- How many tries did that word take you? _____

- ⇒ Click on **Toy Store** at the bottom of the page. Choose **Riddles** and see how many riddles you can solve. Write the answers on the lines below.

1st _____

2nd _____

3rd _____

Answer Key

Page 7—Your Neighborhood

1. post office, fire station, school, police station, hospital, library; 2. letter carrier; 3. Answers will vary; 4. They put out fires and respond to emergencies; 5. Get out, meet your family where it is safe, call 9-1-1; 6. teacher, principal, guidance counselor, teacher's aide, nurse, librarian; 7. school and public libraries; 8. They keep neighborhoods safe, make sure people follow rules, direct traffic, and/or solve crimes.

Page 8—Visit the Zoo

1. water; 2. crabs, seahorses, sharks, and starfish; 3. to eat and drink; 4. giraffe; 5. "horse of the river"; 6. in a pouch on her stomach; 7. kangaroo and koala; 8. reindeer; 9. wolf, polar bear, or hare.

Page 9—Kids Town

Answers will vary.

Page 11—The ABCs of Our Nation

O=oath, U=United States of America, R=rights, N=national anthem, A=armed forces, T=tax, I=independence, O=oath, N=national anthem.

Page 12—What Makes Us Special?

Answers will vary.

Page 13—How You Can Help

1. play outside; 2. make crafts; 3. turn off the lights; 4. pick up trash; 5. plant things; 6. rechargeable batteries; 7. walk or ride a bike; 8. turn off the water; 9. take a quick shower instead of a bath; 10. six-pack beverage container rings.

Page 15—Around Your House

Answers will vary.

Page 16—Use Your Head

1. helmets; 2. hold an adult's hand; 3. Answers will vary; 4. it protects the brain from injury; 5-6. Answers will vary.

Page 17—Stay Safe

1. remain calm, find an adult, call 9-1-1 and state the problem and wait for instructions; 2. Answers will vary; 3. Answers will vary; 4. Dial 9-1-1 or "0" for operator. State the problem briefly. Give your full name and address. Remain on the telephone. Don't hang up until you are told to do so; 5. false, true, true; 6. play in groups, follow rules, watch out for glass and other dangers, don't chase balls out into the street, and let your parents know where you are going to be.

Page 18—Danger Around Town

In any order: 1. don't stand too close to strangers; 2. don't get into a car with a stranger; 3. don't take shortcuts through dark places by yourself; 4. don't let strangers take your photo; 5. don't go into buildings with strangers; 6. don't run out into the street without looking both ways; 7. don't cross between two parked cars; 8. pay attention when crossing the road.

Page 20—Welcome to My Community

1. tomatoes, gas, medicine, furniture, house, basketball, movie ticket, milk, magazine, new car, and bicycle; 2. go to a movie, catch a train, play tennis, fly a kite, eat Chinese food, and take a taxi; 3-5. Answers will vary.

Page 21—Getting Around

1. walk, bus, cars, trains; 2. Answers will vary.

Page 22—Jobs in the Community

Answers will vary.

Page 24—Joshua's Family

1-2. Answers will vary; 3. plays sports, meets with friends, watches cows being milked, plays on the farm, etc.; 4. Answers will vary.

Page 25—Ivona's Family

1. Romania; 3. 22,400,000; 4. Bucharest; 5. her dad, mom, and little brother Remy; 6. Answers will vary; 7. a person born in one country who move to another to start a new life; 8. Answers will vary; 9. They hope to go back to Romania someday.

Page 26—Simon's Family

1. his mom, grandma, dad, stepmother, and half sister; 2. Answers will vary; 3. collects recycling bottles.