

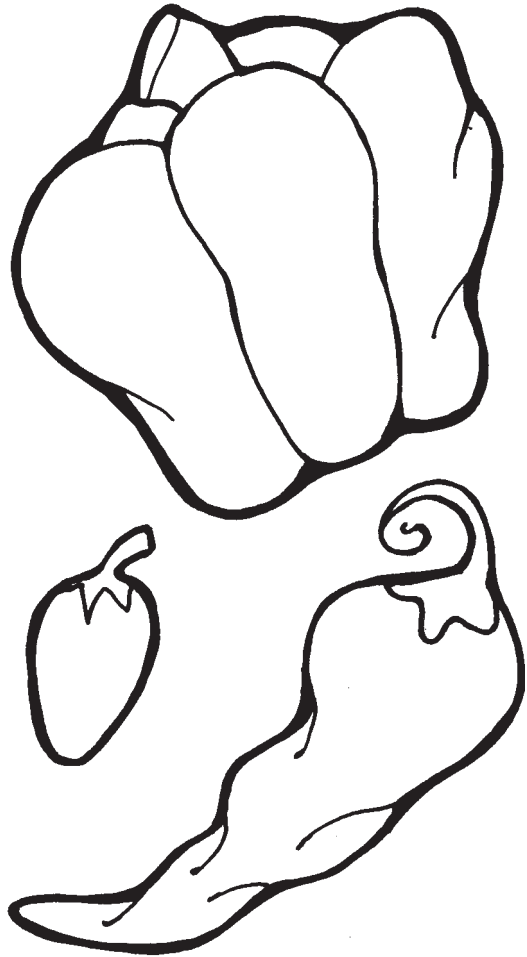
Pepper Fun

Pepper Facts

- Peppers need 65–84 days to mature.
- Peppers are rich in vitamins A and C.
- Peppers can be yellow, red, or green.
- The smaller the pepper, the “hotter” the taste.
- All hot peppers contain capsaicinoids, which produce the burning sensation in the mouth.
- Bell peppers are sweet.
- Chile peppers are spicy “hot.”
- Peppers are used as a seasoning.

Pepper Fun Activities

1. Compare peppers by size and color.
2. String and dry chile peppers.
3. Taste, if you dare!
4. Cut open and examine the insides of different peppers.
5. Count the number of seeds found in a bell pepper.
6. Cook and eat a stuffed bell pepper.
7. Graph favorite ways to eat peppers.



Book List

- Ehlert, Lois. *Eating the Alphabet*. (Harcourt Brace Jovanovich Pub., 1989).
Ehlert, Lois. *Growing Vegetable Soup*. (Harcourt Brace & Co., 1987).
Patent, Dorothy. *Where Food Comes From*. (Holiday House, 1991).

Pepper Sites

<http://www.cybersauce.com/knowledge.htm>

Teachers can gain information from this site regarding the chile pepper. It also contains a wonderful pictorial of the various peppers.

<http://www.britannica.com>

The Encyclopedia Britannica site gives a scientific definition of the pepper. The photo of the chile plant is excellent.

<http://www.dole5aday.com>

Dole 5 A Day Bell Pepper site will take you on an adventure with Pepe Pepper to learn cool pepper facts, history, how they are grown and harvested, types, and lots more pepper fun.

<http://www.urbanext.uiuc.edu/veggies>



Watch Your Garden Grow site gives a concise overview of information concerning peppers.



... and if you bite a chile pepper - get ready to yell!

8

Peppers




Peppers can be big. Peppers can be small.

6




Peppers can be sweet.

3



A pepper plant grows in a garden.

2



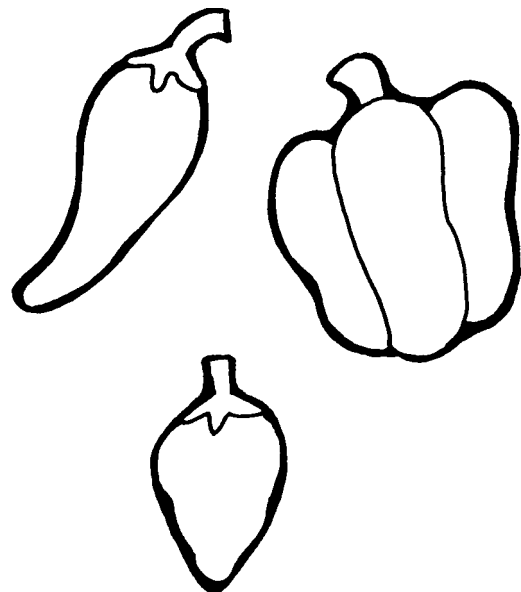
Peppers can have many names like banana and bell. . .

7



Peppers can be spicy.

4



Peppers grow in many colors: red, yellow and green.

5

Pepper Leaf Pattern

Teacher Directions: Make several patterns for students to use. Use with pages 78–80.

Directions:

1. Trace on green bulletin board paper.
2. Make a stem by twisting green bulletin board paper and attach to pepper bush.

