




Teacher Created Resources®

# Skill Building For Pre-K



[www.teachercreated.com](http://www.teachercreated.com)




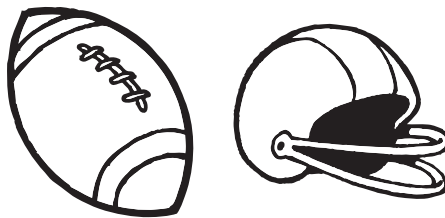
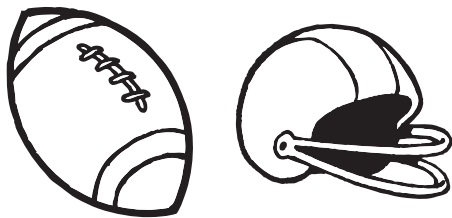

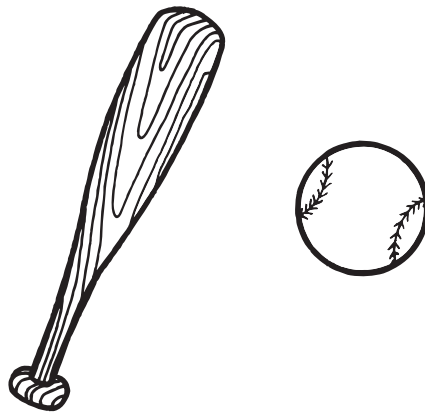
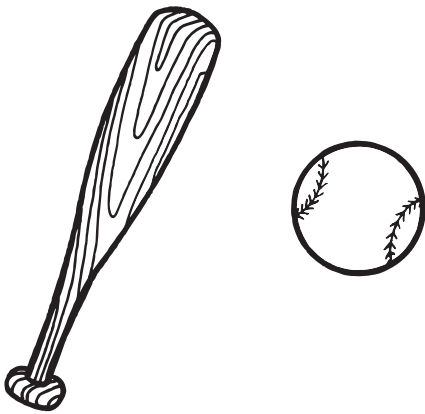
# Sports Patterns




Week 1: Monday

Math

**Directions:** Look at each pattern. Circle the picture that comes next in the pattern.








# Alphabet Soup


Week 1: Monday

Reading

**Directions:** Circle the letters floating in the bowl of soup.





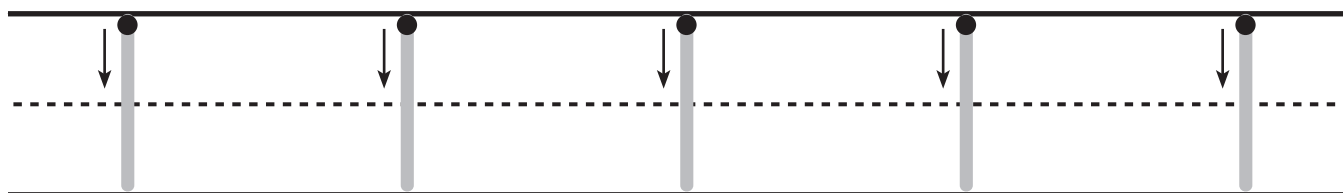
# number 1




Week 1: Tuesday

Math

**Directions:** Trace each number 1. Then count the objects in each box. Write the number of objects in each box on the line.





# Trim the Tree


Week 1: Tuesday

Writing

**Directions:** Trace the curved gray lines for the tree lights. Add colored lights to the gray lines. Then color the tree.




# Shape Trace




Math

Week 1: Wednesday

**Directions:** Read the name of each shape. Then trace each shape.





# Real or Make-Believe?


Week 1: Wednesday

Reading

**Directions:** Look at the two pictures below. Which picture shows something that is real? Which picture shows something that is make-believe? Color the picture that shows something that is make-believe.



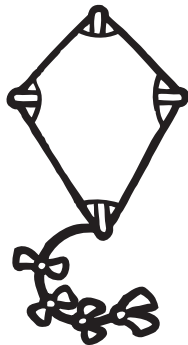

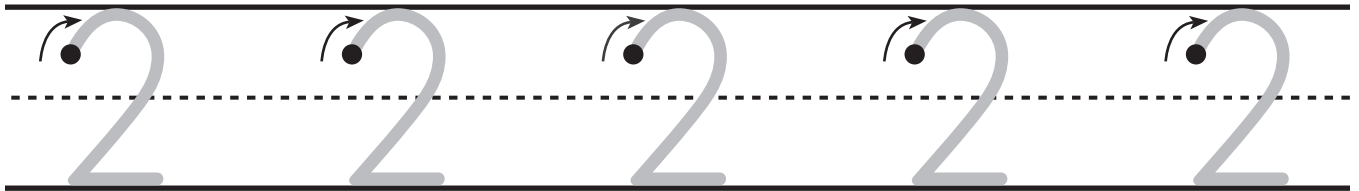
# Number 2




Week 1: Thursday

Math


**Directions:** Trace each number 2. Then count the objects in each box. Write the number of objects in each box on the line.





\_\_\_\_\_



\_\_\_\_\_




\_\_\_\_\_



\_\_\_\_\_









# Going Home


Week 1: Thursday

Writing

**Directions:** Draw lines from the animals to their homes.



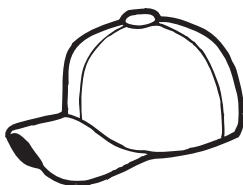
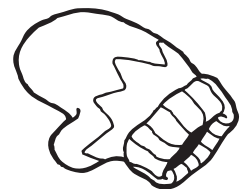








# Head to Toe



Week 1: Friday

**Directions:** Look at the things in each box that you might wear. Circle the object in each group that does not belong.






# What to Wear?

Week 1: Friday

Friday Fun

**Directions:** Color the things that Amy would wear at the beach. Cross out the items that she would not wear at the beach.




# Answer Key

## Page 11

bat  
football  
net

## Page 12



## Page 13

1 bear  
1 house  
1 mouse  
1 leaf


## Page 16

Color the picture of the bear with a fishing pole.

## Page 17

2 kites  
1 airplane  
1 cat  
2 rectangles

## Page 18



## Page 19

Circle the sunglasses, shorts, cap, and sock.

## Page 20

Color the sun hat, sunglasses, swimsuit, and floaties. Cross out the scarf, mittens, and snow boots.

## Page 21

Circle the first girl, second dog, and second plant.

## Page 23

2 flags  
3 acorns  
3 sailboats  
1 cat

## Page 24

2, 1, 3

## Page 25

Underline the first worm, third alligator, and second arm.

## Page 27

- |      |      |
|------|------|
| 1. 1 | 4. 3 |
| 2. 3 | 5. 2 |
| 3. 2 | 6. 1 |