



Teacher Created Resources®

Skill Building For Grade 2



www.teachercreated.com

Tens and Ones




Week 1: Monday

Math

Directions: Each box of crayons holds 10 crayons or one set of ten. Each single crayon is one. Count each set of tens and ones. Write the number of tens and ones. Then, write the total number on the line. The first one has been done for you.

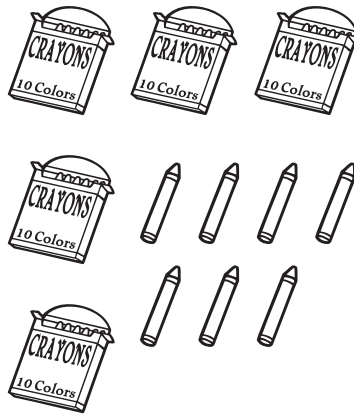
1.



1 tens 6 one(s)


16

2.




_____ tens _____ one(s)

3.




_____ tens _____ one(s)

4.




_____ tens _____ one(s)

5.



_____ tens _____ one(s)

6.



_____ tens _____ one(s)




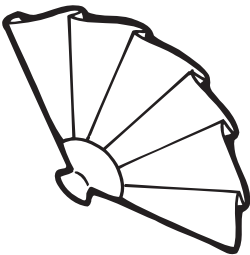










Picture the Consonants

Week 1: Monday

Reading

Directions: Say the name of each picture below. Print the letter for its beginning sound and its ending sound. Then, trace the whole word.

1.  _____ _____ a	2.  _____ _____ u	3.  _____ _____ u	4.  _____ _____ a
5.  _____ _____ oo	6.  _____ _____ e	7.  _____ _____ e	8.  _____ _____ i
9.  _____ _____ a	10.  _____ _____ ee	11.  _____ _____ u	12.  _____ _____ u



Two Different Ways



Week 1: Tuesday

Math

Directions: Show two different coin combinations that equal the amount shown. Draw simple coin pictures or use numbers and words. The first one has been done for you.

	Way #1	Way #2
1. 5¢	 1 nickel	 5 pennies
2. 11¢		
3. 25¢		
4. 50¢		
5. 6¢		
6. 15¢		



Edit and Write

Week 1: Tuesday

Writing

Directions: Rewrite the sentences below using correct capitalization and punctuation. The first one has been done for you.

1. may i go to the beach on friday

May I go to the beach on Friday?

2. the beach is a fun place to go in july

3. did you see that bird fly over jessica's head


4. my friend julian and i like to ride the waves

5. look out for that foaming, white wave

6. what can you find at the beach in august

7. at the beach, i saw sand seaweed and rocks

8. on sunday, a big, orange crab crawled across my towel



More or Less?




Week 1: Wednesday

Math


Directions: Use the $<$ (less than), $>$ (greater than), or $=$ (equal to) symbols below to compare the numbers. Then, complete each sentence.

1.




_____ is greater than _____.

2.




_____ is greater than _____.

3.



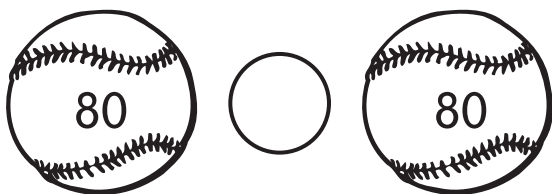
_____ is less than _____.

4.




_____ is greater than _____.

5.



_____ is equal to _____.

6.



_____ is less than _____.



What Will Happen?

Week 1: Wednesday

Reading

Directions: A good reader likes to predict what is going to happen next. Read the sentences below. Predict what will happen next. Then, write your answer on the lines.


1. Kevin poured himself a glass of juice. Then, he spilled the juice on the floor.

2. Maya heard the phone ring, so she went to answer it.



3. The man on the radio said there was snow on the way. The temperature was below freezing, and the sky was filled with clouds.

4. Sandra had a spelling test on Friday. On Thursday, she practiced all the words and could spell each one.



Counting Chart



Math

Week 1: Thursday

Directions: Complete the chart by adding the missing numbers. Then, follow the instructions below.

61	62			65	66		
69		71					76
		79			82	83	
	86			89	90		92
	94	95		97		99	

1. Color the numbers with a **0** in the ones place red.
2. Draw a yellow circle around the numbers with a **6** in the tens place.
3. Draw a green square around the numbers with the same digit in the tens and the ones places.
4. Draw a blue star on the numbers with a **3** in the ones place.
5. Draw a purple line under the numbers that have a **7** in the tens or ones places.








Action Sentences


Week 1: Thursday

Writing

Directions: Write a verb for each picture. Then, write a sentence using the verb. The first one has been done for you.

	Verb	Sentence
1. 	eat	The girl eats a peach.
2. 		
3. 		
4. 		
5. 		

Gumball Numbers



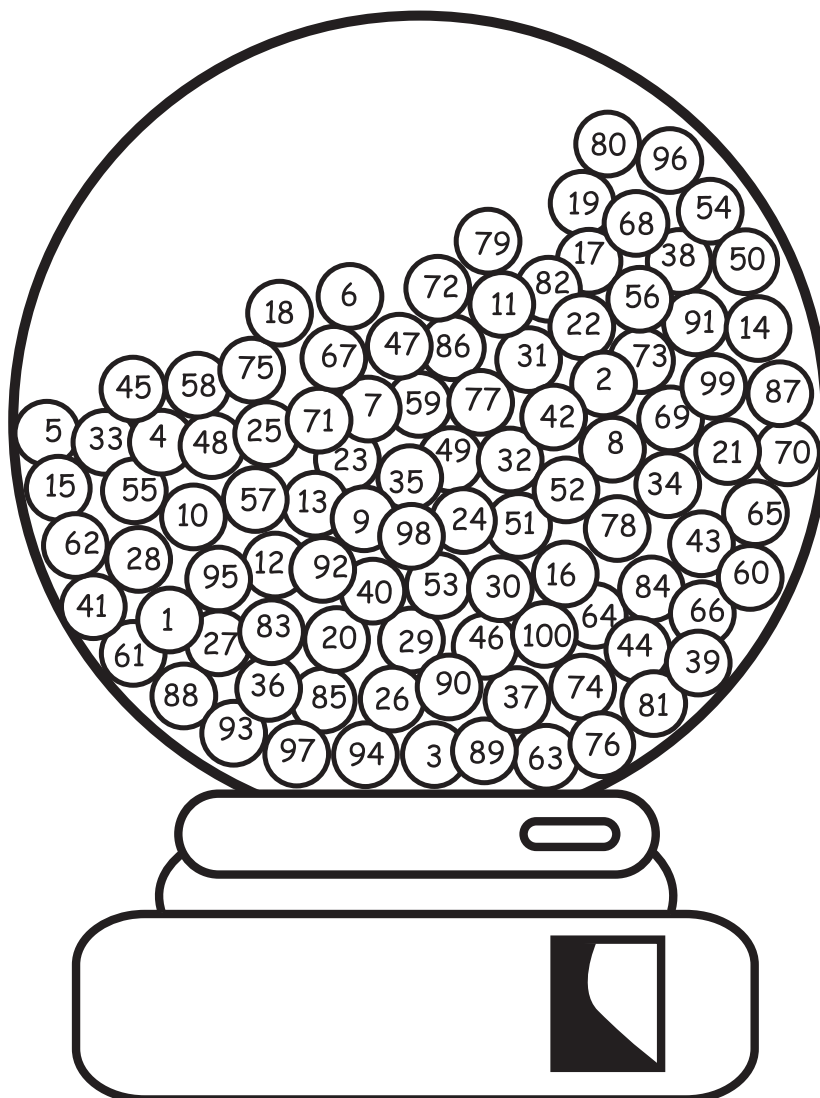
Week 1: Friday

Friday Fun

Directions: Color the gumballs using the Color Key.

Color Key

1 — 20	Red	61 — 80	Green
21 — 40	Orange	81 — 100	Yellow
41 — 60	Blue		



Alphabet Soup

Week 1: Friday

Friday Fun

Directions: Search for words in the bowl of soup below. Circle or color each word as you find it. Can you find them all? One word is not in the bowl of soup.

DOWN

KNOW

THAT

THEY

YOU


FROM

MADE

THEIR

WITH

YOUR



Which word is missing? _____

Answer Key

Page 11

2. 5 tens, 7 ones, 57
3. 9 tens, 3 ones, 93
4. 5 tens, 0 ones, 50
5. 6 tens, 5 ones, 65
6. 2 tens, 1 one, 21

Page 12

1. **bag**
2. **sun**
3. **bug**
4. **fan**
5. **moon**
6. **web**
7. **jet**
8. **bib**
9. **bat**
10. **jeep**
11. **cup** or **mug**
12. **gum**

Page 13

Answers will vary. Possible answers:

2. 1 dime, 1 penny; 2 nickels, 1 penny; 1 nickel, 6 pennies; 11 pennies
3. 2 dimes, 1 nickel; 5 nickels; 3 nickels, 1 dime; 4 nickels, 5 pennies; 25 pennies; 1 quarter
4. 2 quarters; 5 dimes; 10 nickels; 50 pennies; 1 quarter, 2 dimes, 1 nickel; 1 half dollar
5. 6 pennies; 1 nickel, 1 penny
6. 15 pennies; 1 dime, 1 nickel; 3 nickels; 1 dime, 5 pennies; 2 nickels, 5 pennies

Page 14

2. The beach is a fun place to go in **July**.
3. **Did** you see that bird fly over **Jessica's** head?
4. **My** friend **Julian** and **I** like to ride the waves.
5. **Look** out for that foaming, white wave!
6. **What** can you find at the beach in **August**?
7. **At** the beach, **I** saw sand, seaweed, and rocks.
8. **On Sunday**, a big, orange crab crawled across my towel.

Page 15

1. $>$, **63** is greater than **42**.
2. $>$, **19** is greater than **16**.
3. $<$, **21** is less than **31**.
4. $>$, **100** is greater than **10**.
5. $=$, **80** is equal to **80**.
6. $<$, **15** is less than **51**.

Page 16

Answers will vary.

Page 17

Make sure that the chart is filled in correctly.

1. Red: 70, 80, 90, 100
2. Yellow circle: 61, 62, 63, 64, 65, 66, 67, 68, 69
3. Green square: 66, 77, 88, 99
4. Blue star: 63, 73, 83, 93
5. Purple line: 67, 70, 71, 72, 73, 74, 75, 76, 77, 78, 79, 87, 97

Page 18

Sentences will vary; possible verbs are as follows:

2. point
3. crawl
4. yell
5. kick

Page 19

Make sure that the gumballs are colored correctly.

Page 20

The word "FROM"
is not in the bowl
of soup.



Page 21

1. 12
2. 14
3. 18
4. 15
5. 18
6. 7
7. 12
8. 13
9. 16
10. 11