



Teacher Created Resources®

Skill Building For Grade 1



www.teachercreated.com

Count, Write, Name



Week 1: Monday

Math

Directions: Count the number of pictures. Write the numeral. Then, write the number name. Use the Word Bank to help you with spelling the number names.

Word Bank

one

three

five

seven


two

four

six

eight


1.



Numeral

Number Name


5.



Numeral

Number Name


2.



Numeral

Number Name


6.



Numeral

Number Name


3.



Numeral

Number Name

7.



Numeral

Number Name

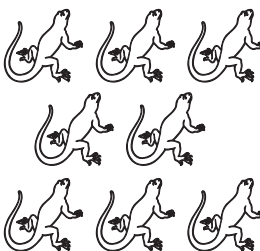
4.



Numeral

Number Name

8.



Numeral

Number Name



Words in a Family


Week 1: Monday

Reading


Directions: Say the name of each picture. Write the beginning sound. Then, read all the words in each word family aloud.

1.

an



_____ an




_____ an




_____ an

2.

in



_____ in



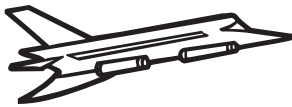
_____ in



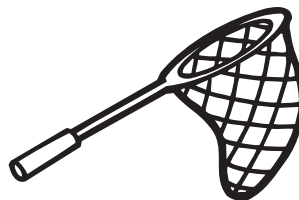
_____ in

3.

et



_____ et



_____ et




_____ et

4.


op



_____ op



_____ op



_____ op


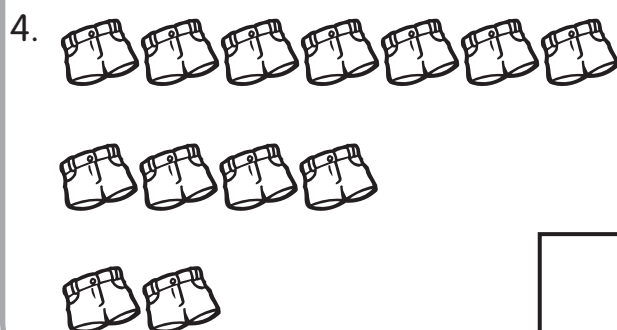




Counting Clothes



Week 1: Tuesday

Math

Directions: Count how many objects are in each set. Write the number in the box.





Describe It

Week 1: Tuesday

Writing

Directions: Write a word that describes each picture below. Use the words in the Word Bank to help you.

Word Bank

beautiful

cute

quiet

smelly


big

hot

round

three

1.



5.



2.




6.



3.



7.



4.



8.



Showing Addition

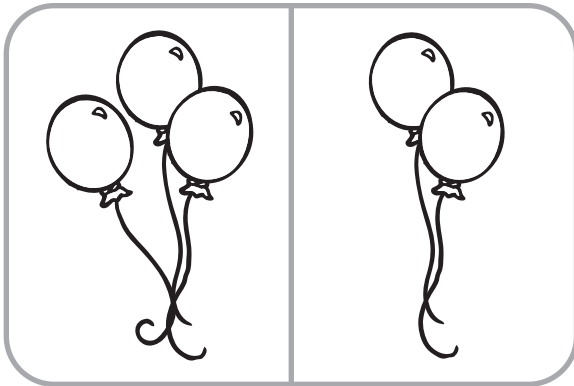


Week 1: Wednesday

Math


Directions: Write a number sentence to go with set of each pictures.

1.



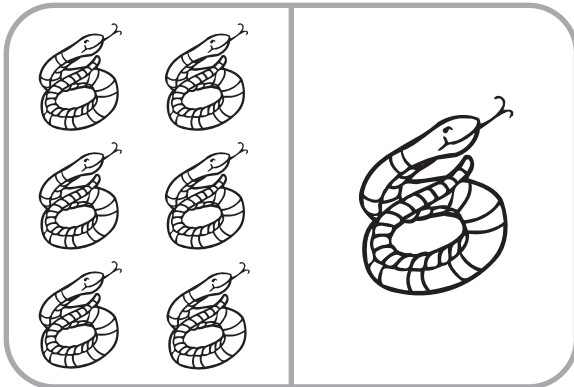
$$\underline{\quad\quad} + \underline{\quad\quad} = \underline{\quad\quad}$$

4.




$$\underline{\quad\quad} + \underline{\quad\quad} = \underline{\quad\quad}$$

2.




$$\underline{\quad\quad} + \underline{\quad\quad} = \underline{\quad\quad}$$

5.



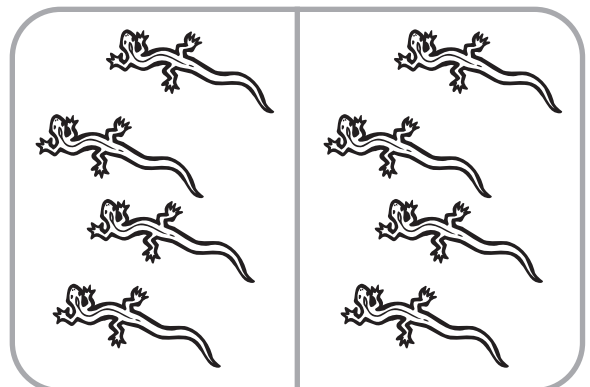
$$\underline{\quad\quad} + \underline{\quad\quad} = \underline{\quad\quad}$$

3.



$$\underline{\quad\quad} + \underline{\quad\quad} = \underline{\quad\quad}$$

6.



$$\underline{\quad\quad} + \underline{\quad\quad} = \underline{\quad\quad}$$



Missing Letters

Week 1: Wednesday

Reading

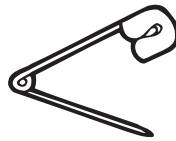
Directions: Look at the pictures. Say the words. Then, write the missing letters in order to spell the words.

1.



___ a ___

6.




___ i ___

2.




___ a ___

7.



___ o ___

3.




___ e ___

8.




___ o ___

4.




___ e ___

9.



___ u ___

5.



___ i ___

10.



___ u ___


Count the Animals



Week 1: Thursday

Math

Directions: Uncle Ted's animals got loose all over the barnyard, and he forgot how many animals he has. Fill in the graph below to help him count his animals.



	1	2	3	4	5	6
pigs						
cows						
sheep						
chickens						
dogs						

1. What animal does he have the most of? _____
2. How many more sheep does he have than dogs? _____
3. How many animals does Uncle Ted have in all? _____



Who I Am

Week 1: Thursday

Writing

A **complete sentence** is a complete thought with a subject, a verb, and a punctuation mark at the end.

Directions: Write a complete sentence to answer each question below.

⚙ What is your name?

⚙ When is your birthday?

⚙ What is your favorite color?

⚙ How old are you?

⚙ What is your favorite food?

⚙ Do you have any brothers or sisters?



Penguin Poems



Friday Fun

Week 1: Friday

Directions: Read the penguin poetry below. Fill in the missing words. Then, try writing some rhymes of your own on a separate sheet of paper.


1.

I like penguins.

I like their looks.

I like to read

About them in _____.



4.

Penguins eat fish

And swim a lot,

The penguin's home

Is never _____.

2.

I like penguins wet,

I like penguins dry,

I'd like to watch one

Try to _____.

5.

In the sea is where

Penguins like to play,

So please, Mr. Hunter,

Stay _____.



3.

Penguins are cute

And lots of fun.

They can walk

But they can't _____.



6.

Penguins swim in the ocean.

Penguins swim in the sea.

Penguins swim with happy hearts.

Penguins swim with _____.





What Comes Next?

Week 1: Friday



Friday Fun

Directions: Look at the patterns below. Complete the patterns by drawing what would come next in the box.


1.





2.



3.



4.



5.



Answer Key

Page 11

- 6, six
- 2, two
- 7, seven
- 4, four
- 3, three
- 1, one
- 5, five
- 8, eight

Page 12

- fan, can, man
- fin, pin, win
- jet, net, vet
- mop, pop, hop

Page 13

- 11 pairs or 22
- 14
- 17
- 13
- 15
- 18
- 12
- 16

Page 14

- big
- smelly
- three
- beautiful
- quiet
- hot
- cute
- round

Page 15

- $3 + 2 = 5$
- $6 + 1 = 7$
- $5 + 3 = 8$
- $4 + 2 = 6$
- $3 + 0 = 3$
- $4 + 4 = 8$

Page 16

- cat
- tap
- bed
- pen
- wig
- pin
- log
- mop
- tub
- run

Page 17

	1	2	3	4	5	6
pigs						
cows						
sheep						
chickens						
dogs						

- sheep
- 4
- 20

Page 18

Answers will vary.

Page 19

Answers will vary. Possible answers:

- books
- fly
- run
- hot
- away
- glee

Page 20

- plate
- car
- shoe
- can of soup
- cloud and lightning bolt