

# Leaf Detective

**These are new words to practice.**

**Say each word 10 times.**

\* floor

\* jungle

\* shady

\* smooth

\* leaves

\* covered

\* detective

\* spines


**Choose one new word to write.**

---

---

---

# Leaf Detective



You are on a forest floor. It is dark. It is cool. It is shady. The big, high trees shade you. They keep the sun from burning you. They keep the forest cool. You look at the plants close to you. You look at the plants, low on the forest floor. Think about the leaves on the low plants. Think like a detective. Do you think the leaves will be big or little?




Plants need sun. They need sunlight to grow. They need sunlight to make food. Plants on the forest floor have big leaves. The leaves are very large. The big leaves let the plant make the best use of any light that reaches them. The big, high trees block the sunlight. They make the forest dark and shady. Still, the plants on the forest floor can live. They can get enough sunlight with their big, large leaves.



One plant lives in the water. The plant is a water lily. It lives in jungles. Each water lily has 40 to 50 leaves. The leaves float on top of the water. They are very large. Each leaf is about six feet (1.8 meters) across! The leaves are strong. A child can walk across them! Think about the jungle water lily leaves. Think like a detective. How does a water lily keep fish from eating its leaves?

Some leaves feel smooth. Leaves of the giant water lily are not smooth. The bottoms of the leaves are covered. They are covered in spines. The spines are sharp. The sharp spines keep fish from eating the leaves.

Some trees have leaves that taste bad. Think like a detective. Why do some plants have bad-tasting leaves? If a leaf tastes bad, they will not be eaten. Insects and animals do not like bad-tasting leaves.




# Leaf Detective

After reading the story, answer the questions.  
Fill in the circle next to the correct answer.

1. What keeps a fish from eating a jungle water lily?
  - (a) big leaves
  - (b) smooth leaves
  - (c) leaves with spines
  - (d) leaves that taste bad
2. This story is mainly about
  - (a) leaves
  - (b) detectives
  - (c) the water lily
  - (d) the forest floor
3. What do plants need?
  - (a) shade
  - (b) spines
  - (c) leaves
  - (d) sunlight
4. The leaves at the top of big, high forest trees are most likely
  - (a) bad-tasting
  - (b) covered in spines
  - (c) bigger than the leaves on the low forest plants
  - (d) smaller than the leaves on the low forest plants
5. Think about how the word **bad** relates to **good**. Which words relate in the same way?

**bad : good**

  - (a) low : high
  - (b) big : large
  - (c) forest : floor
  - (d) smooth : spines



# Harder Than Bone

These are new words to practice.

Say each word 10 times.

\* skeleton

\* canines

\* teeth

\* pierce

\* enamel

\* molars

\* incisors

\* grind


Choose one new word to write.

---

---

---

# Harder than Bone




You have bones. Bones make up your skeleton. Your bones are hard. Your skeleton holds up your body. You have something else in your body. It covers something. It is harder than bone. What could it be?

You have teeth. Teeth are in your mouth. You use your teeth. You use your teeth to break down food. You break down food into small pieces. Teeth have enamel. Enamel is on the outside of the tooth. Enamel covers the tooth. Enamel is hard. It is harder than bone. It is the hardest thing in your body.



Your teeth have different shapes. Why do teeth have different shapes? Different teeth have different jobs. Some teeth are incisors. Incisors are flat. They are sharp. They are in front of your mouth. You use them to slice. Incisors can slice like a knife. You have eight incisors. Four incisors are in your upper jaw. Four incisors are in your lower jaw.

You have four canine teeth. Canines are sharp. They are next to your incisors. You use your canines to pierce food. When you pierce something, you pass into it. You put a hole in it. Your canines grip your food while you tear off a bite. You have molars. Molars are large. Molars are flat. They are behind the canines. Molars grind up food. When you grind something, you crush it into tiny bits.



We eat different foods. We eat plants. We eat meat. We need all our teeth. We use different teeth with different foods. A lion eats meat. It has big canines to help it bite and tear meat. A horse eats grass. It does not eat meat. A horse has big, flat molars. It needs the molars to grind up grass. It does not need big canines.



# Harder Than Bone

After reading the story, answer the questions.  
Fill in the circle next to the correct answer.

1. This story is mainly about

- (a) food
- (b) teeth
- (c) bones
- (d) enamel

2. A flat tooth that slices like a knife is

- (a) a molar
- (b) a canine
- (c) an incisor
- (d) in the back of your mouth

3. When you eat rice, you \_\_\_\_\_ the rice with your molars.

- (a) grip
- (b) grind
- (c) slice
- (d) pierce

4. Think about how the word **tooth** relates to **teeth**. Which words relate in the same way?


**tooth : teeth**

- (a) foot : feet
- (b) lion : lions
- (c) horse : horses
- (d) incisors : incisor

5. If an animal has very big, sharp canines, it is likely that the animal eats

- (a) meat
- (b) grass
- (c) bones
- (d) enamel

# Answer Key



**Page 11—Sharks**

1.D 2.C 3.B 4.C 5.A

**Page 14—Something Fast**

1.B 2.D 3.C 4.D 5.C

**Page 17—The First Step on the Moon**

1.c 2.c 3.d 4.a 5.b

**Page 20—Eating Without Teeth**

1.d 2.a 3.c 4.b 5.d

**Page 23—All About Wind**

1.c 2.a 3.c 4.a 5.d

**Page 26—Seeds with Wings and Other Things**

1.c 2.d 3.b 4.d 5.b

**Page 29—Steel**

1.c 2.b 3.a 4.b 5.d

**Page 32—Animals Tricks**

1.c 2.a 3.d 4.b 5.c

**Page 35—Out of Air**

1.d 2.a 3.a 4.b 5.c

**Page 38—The Month of June—Summer or Winter?**

1.c 2.b 3.b 4.d 5.d

**Page 41—Leaf Detective**

1.c 2.a 3.d 4.d 5.a

**Page 44—Spiders**

1.d 2.c 3.d 4.a 5.b

**Page 47—Harder Than Bone**

1.b 2.c 3.b 4.a 5.a

**Page 50—Glacier: Ice on the Move**

1.d 2.c 3.a 4.d 5.c

**Page 53—Paper**

1.b 2.b 3.c 4.d 5.a

**Page 56—Creature in the Dark**

1.a 2.b 3.c 4.a 5.c

**Page 59—The Way the Wind Blows**

1.a 2.d 3.a 4.d 5.b

**Page 62—Tools in the Wild**

1.b 2.c 3.b 4.d 5.d

**Page 65—Dry Deserts**

1.a 2.c 3.b 4.b 5.d

**Page 68—Light and Dark**

1.c 2.b 3.c 4.b 5.d

**Page 71—Shoots Up, Roots Down**

1.b 2.c 3.c 4.d 5.d

**Page 74—Why Bruises Change Color**

1.b 2.c 3.d 4.d 5.a

**Page 77—An Old Story Made New**

1.c 2.b 3.b 4.c 5.d

**Page 80—Something Wrong**

1.d 2.b 3.d 4.c 5.c

**Page 83—How Men Were Saved**

1.d 2.b 3.c 4.c 5.b

**Page 86—Solid, Liquid, or Gas?**

1.a 2.c 3.b 4.d 5.a

**Page 89—How NOT to Get Eaten**

1.a 2.c 3.b 4.d 5.a

**Page 92—First in a Balloon**

1.d 2.c 3.b 4.a 5.d

**Page 95—Why Pant?**

1.d 2.a 3.a 4.c 5.b

**Page 98—Maria's Comet**

1.b 2.a 3.d 4.c 5.c

**Page 101—The Largest Land Animal**

1.b 2.c 3.a 4.b 5.d

**Page 104—Raining Toads**

1.c 2.b 3.a 4.c 5.a

**Page 107—Hot and Cold on Mercury**

1.d 2.c 3.d 4.a 5.a

**Page 110—What Do You Need?**

1.c 2.b 3.a 4.b 5.a

**Page 113—All About Hurricanes**

1.d 2.a 3.c 4.d 5.b

**Page 116—Into a Crocodile's Mouth**

1.c 2.c 3.b 4.d 5.b

**Page 119—The Snowflake Man**

1.c 2.b 3.d 4.a 5.c

**Page 122—Snow on the Equator**

1.c 2.a 3.c 4.a 5.b

**Page 125—Flowers on the Move**

1.a 2.c 3.a 4.d 5.d

**Page 128—Penguins**

1.c 2.a 3.b 4.a 5.d

**Page 131—Mud from the Sky**

1.d 2.d 3.c 4.a 5.b

**Page 134—The Biggest Rain Forest**

1.d 2.b 3.a 4.c 5.b

**Page 137—A Lucky Accident**

1.a 2.d 3.b 4.c 5.a

**Page 140—The Largest Hopper**

1.b 2.d 3.b 4.a 5.a