




Teacher Created Resources®

Paired Reading Passages

Grade 1



www.teachercreated.com

Thumbprints and a Tiger




Look at your thumb. It has lines on it. These lines are your thumbprint. Thumbprints are not the same. Your thumbprint is your own. No one else has a thumbprint like yours. Your thumbprint tells who you are.

Look at a tiger's face. It has stripes on it. A tiger's face is like your thumbprint. How can a tiger's face be like your thumbprint?

Tiger face stripes are not the same. Each tiger has its own stripe pattern. No other tiger has a stripe pattern like it. A tiger's stripe pattern tells what tiger it is.

The Tiger's Warning



May said, "Look at that tiger's tail. A friendly tiger puts its tail up. It slowly wags it back and forth. That tiger's tail is not up. It is not wagging slowly back and forth."

Lee said, "The tiger's tail is not high. It is low. It is twitching from side to side."

May said, "The tiger is tense. It is telling everyone to be careful. It is warning us to watch our step."

Lee said, "I will tell you something with words, not a tail. I'm glad that tiger is in the zoo and not out here with us!"

Show What You Know

Answer the questions on “Thumbprints and a Tiger” and “The Tiger’s Warning.”
You may look back at what you have read if you need to.

1. What is true about a tiger’s face stripes?

- (A) No other tiger has a pattern like it.
- (B) It has the same pattern as other tigers.
- (C) Some other tigers have a pattern like it.
- (D) It has the same pattern as your thumbprint.

2. A tiger’s tail is up high and wagging slowly. The tiger is

- (A) tense.
- (B) friendly.
- (C) telling everyone to be careful.
- (D) warning you to watch your step.

3. What do both stories have in common?

- (A) They are both about tails.
- (B) They are both about prints.
- (C) They are both about tigers.
- (D) They are both about patterns.

4. If Lee ever looked at a tiger’s face stripes, Lee would most likely

- (A) be out with the tiger.
- (B) be looking at its thumbprint.
- (C) be telling people to be careful.
- (D) be looking at a tiger in the zoo.

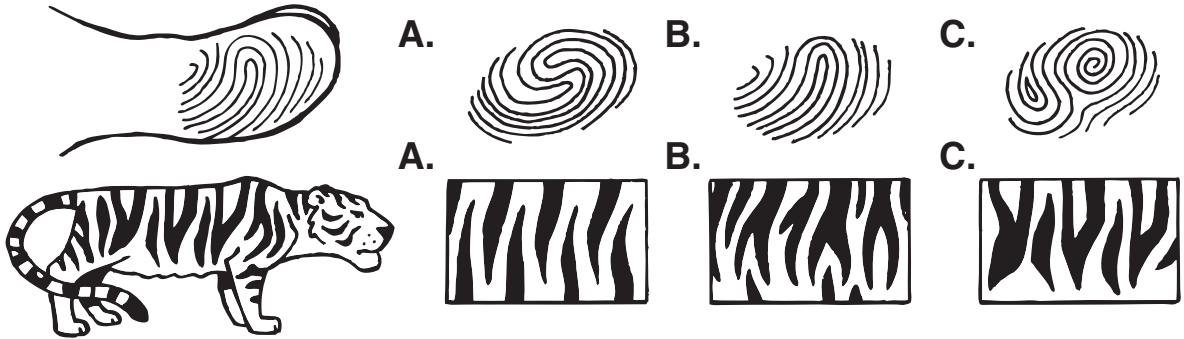
5. Practice your handwriting. Trace and write.

thumbprint

tiger

Show What You Know (cont.)

6. Circle the matching thumbprint and stripe pattern.



7. Write down who said what in the story. Then list in order when it was said. Use the numbers 1 to 4. Put 1 by what was said first. Put 4 by what was said last.

- _____ "The tiger is tense." _____
- 4 "I will tell you something with words." _____ *Lee*
- _____ "Look at that tiger's tail." _____
- _____ "It is twitching from side to side." _____


Write one or more sentences that tell what each story is about.

8. "Thumbprints and a Tiger" _____

9. "The Tiger's Warning" _____

10. Think about tigers and people. Write down some things that are the same about tigers and people. Then write down some things that are not the same. _____

A Bridge That Is Alive



Deep in the jungle, ants are marching. The ants are army ants. The army ants are looking for food. The ants come to a place that they cannot cross. What can the ants do to get across?

Some of the ants link their legs together. They make a chain. The chain is strong. It stretches to the other side. The chain makes a bridge that is alive! It is a bridge made up of army ants!

Other ants walk across the chain. They cross to the other side. Then they continue to march. They keep on marching deep in the jungle.

A Boat That Was Alive



Max visited the rainy jungle. The ground was flooded. Water was everywhere. Max saw something strange. It was floating in the water.

“Don’t touch it!” cried Max’s guide. “That floating thing is alive!”

Max was puzzled. What could the strange thing be?

The guide said, “It is a bunch of ants. The ants have joined together so they are like an ‘ant boat.’ As the ‘boat’ floats, it rolls over and over. The ants go in and out of the water. The ‘boat’ keeps them from drowning. They do not drown because they breathe when they roll out of the water.”

Show What You Know

Answer the questions on “A Bridge That Is Alive” and “A Boat That Was Alive.”

You may look back at what you have read if you need to.

1. The ants make a chain by

- (A) continuing to march. (C) linking their legs together.
(B) marching deep in the jungle. (D) stretching to the other side.

2. A guide

- (A) is a bunch of ants. (C) is a boat that is alive.
(B) shows visitors around. (D) joins visitors together.

3. What did you read about in both stories?

- (A) ants (C) chains
(B) boats (D) bridges

4. Most likely, the ants make an ‘ant boat’

- (A) when they are puzzled.
(B) when they are looking for food.
(C) when they want to cross the jungle.
(D) when the jungle floods so they do not drown.

5. Practice your handwriting. Trace and write.


chain

floating

Show What You Know (cont.)

6. Circle what ants have their legs linked together.

A.



B.



C.



7. Fill in the boxes.

Why the ants are like a real boat.	Why the ants are not like a real boat.

Write one or more sentences that tell what each story is about.

8. "A Bridge That Is Alive" _____

9. "A Boat That Was Alive" _____

10. Think about some ants you have seen. On the back of this paper, write about the ants. Tell what they looked like. Tell what they were doing. Or, write about a bridge you have seen. Tell where the bridge is. Tell what it is for and what it is made of.

Answer Key [cont.]

Unit 9

1. C
2. B
3. A
4. A
6. 1—Pacific; 2—Atlantic; 3—Indian; 4—Arctic
7. all colors should be circled

Unit 10

1. A
2. B
3. C
4. D
6. print—B; tiger—C
7. 3,4,1,2; May, Lee, May, Lee

Unit 11

1. D
2. B
3. D
4. A
6. eyes-see; fingers-feel
7. 4,3,2,1; Zack, Uncle Henry, Uncle Henry, Zack

Unit 12

1. C
2. D
3. A
4. B
6. *first shape*—combination of: Andrea was buried up to her chest; Andrea was blown into a bank of snow; *last shape*—combination of: Villa heard Andrea and jumped over fence; Andrea held onto Villa, and Villa pulled her out.

Unit 13

1. B
2. C
3. D
4. A

6. an ocean: a lake; can: cannot; above: below
7. egg in fresh water should be at bottom of glass; egg in salty water should be floating

Unit 14

1. D
2. B
3. C
4. A
6. city: plowed roads, cars and trucks; country: unplowed roads, sleighs and horses
7. 2,4,3,1; nurse, nurse, doctor, doctor

Unit 15

1. A
2. B
3. C
4. D
7. Greeting: Dear Franklin, Closing: Your pen pal from Bahrain, Ali

Unit 16

1. C
2. B
3. A
4. D
6. A
7. *like a boat*: floats; *not like a boat*: made up of animals joined together, rolls in and out of the water

Unit 17

1. A
2. D
3. B
4. C
6. pitching with his one hand; throwing with his one hand
7. right, left, left, right