

Cursive Writing Practice



Teacher Created Resources®

Grades
2-4

Aa


Ee

Ii

Oo

Zz

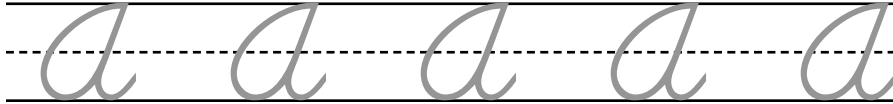
Name: _____ Date: _____



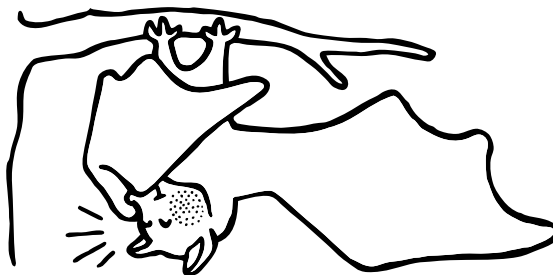
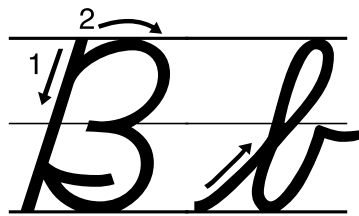
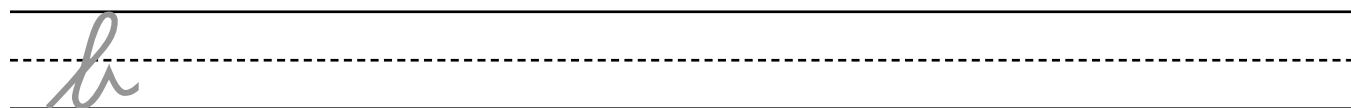
affable

anteater


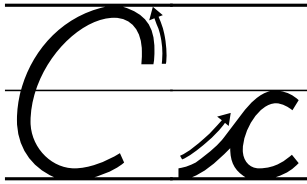
Directions: Trace each letter. Then write each letter as many times as possible.



Name: _____ Date: _____

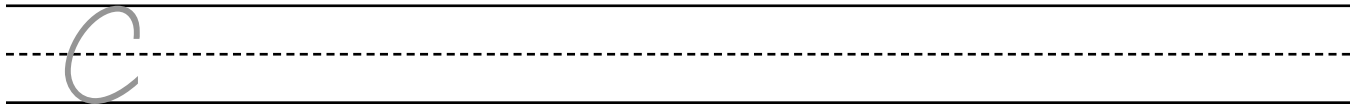
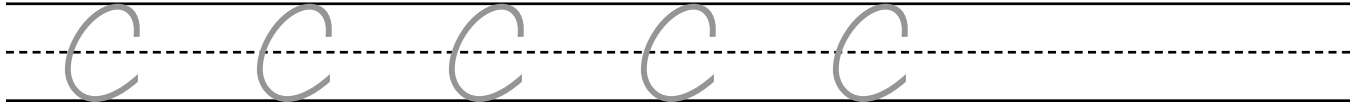
*blushing*
*bat***Directions:** Trace each letter. Then write each letter as many times as possible.

Name: _____ Date: _____



cautious
cow


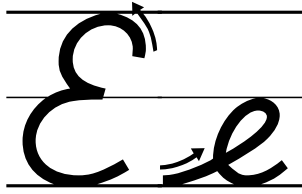
Directions: Trace each letter. Then write each letter as many times as possible.



Name: _____ Date: _____

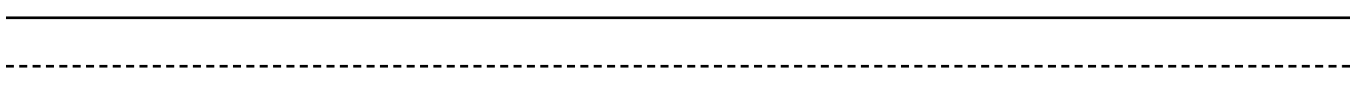
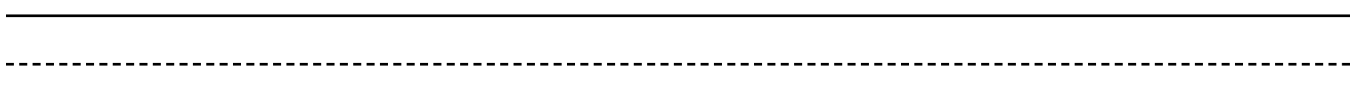
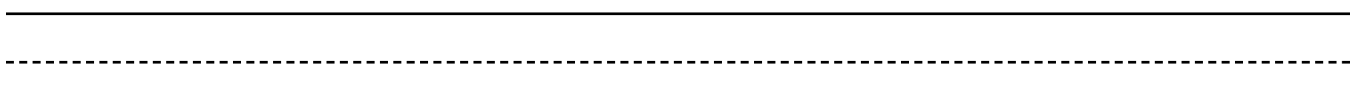
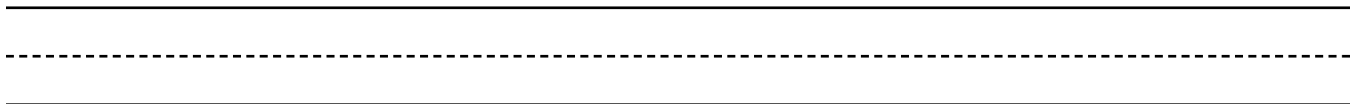
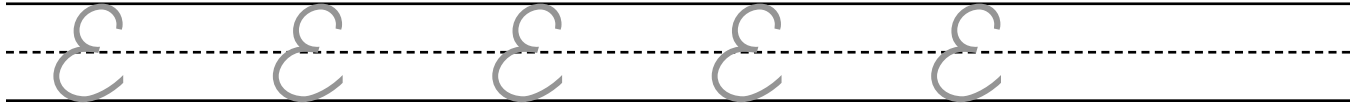
Dd*delicious
dessert***Directions:** Trace each letter. Then write each letter as many times as possible.*D D D D D**D**d d d d d**d*

Name: _____ Date: _____



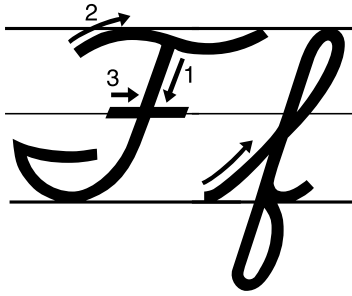
*energetic
elephant*

Directions: Trace each letter. Then write each letter as many times as possible.



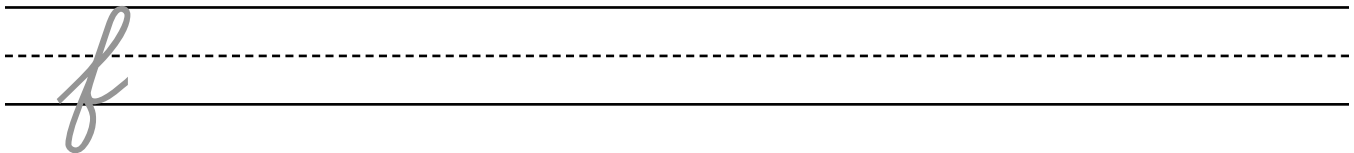
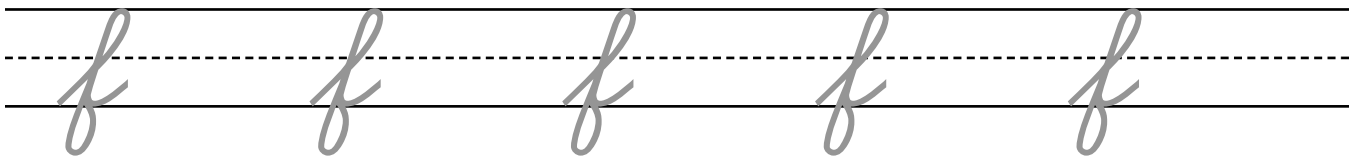
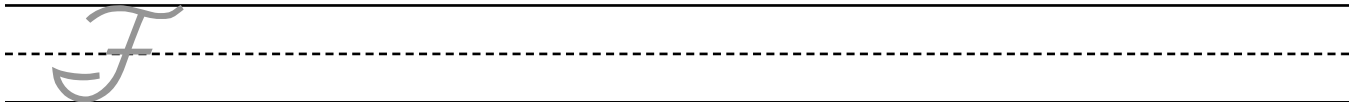
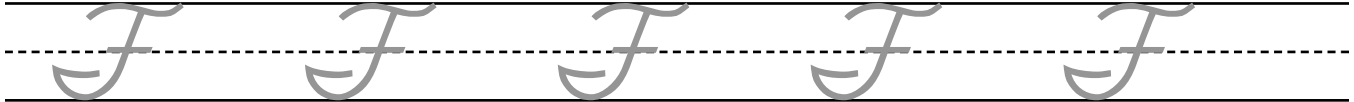
Name: _____

Date: _____

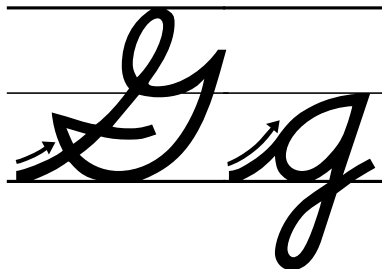
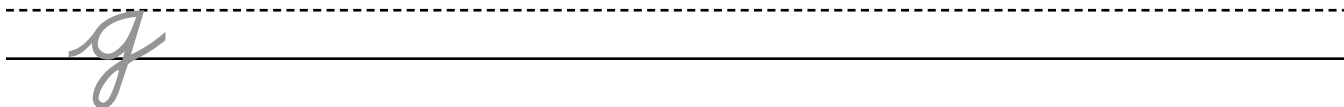


*fabulous
falcon*


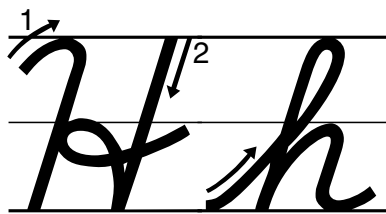
Directions: Trace each letter. Then write each letter as many times as possible.



Name: _____ Date: _____


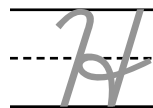
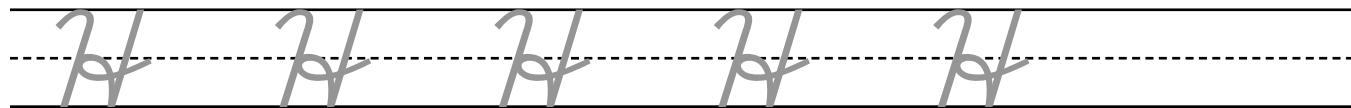
*giddy
gecko***Directions:** Trace each letter. Then write each letter as many times as possible.

Name: _____ Date: _____



happy
hamster


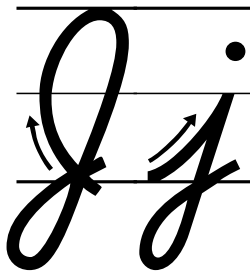
Directions: Trace each letter. Then write each letter as many times as possible.



Name: _____ Date: _____

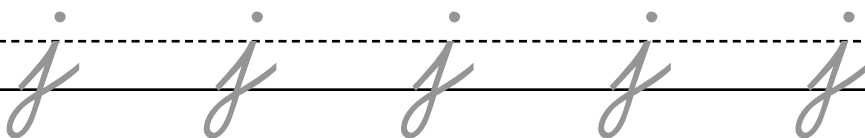
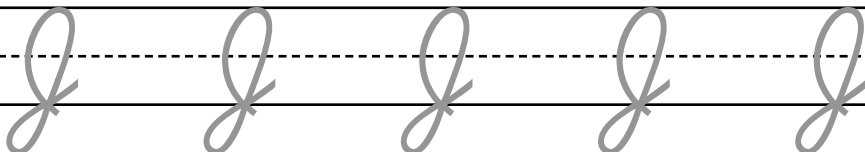
l i*inventive
iguana***Directions:** Trace each letter. Then write each letter as many times as possible.*l l l l l**l**i i i i i**i*

Name: _____ Date: _____


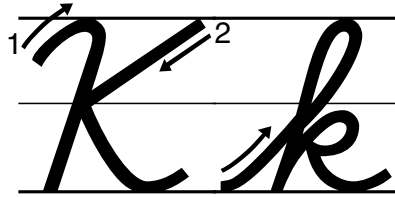


jolly
jaguar

Directions: Trace each letter. Then write each letter as many times as possible.

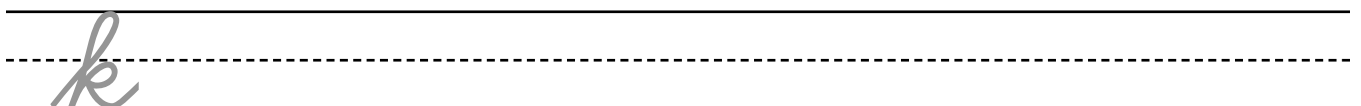
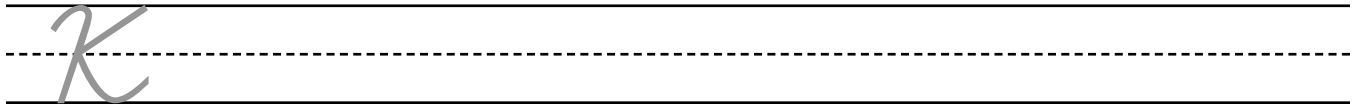
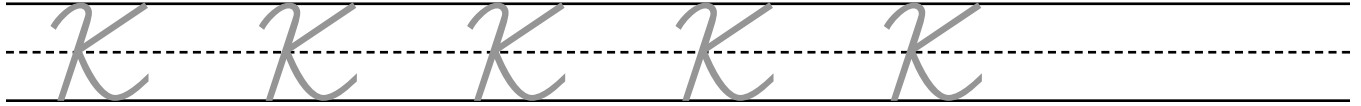


Name: _____ Date: _____


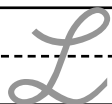
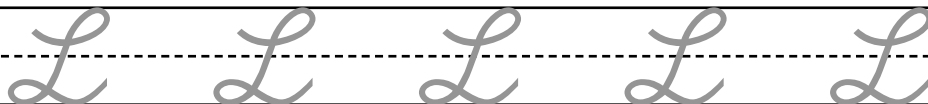


kindhearted
kangaroo

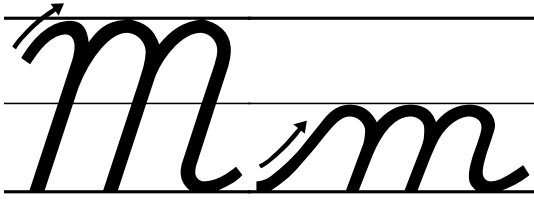

Directions: Trace each letter. Then write each letter as many times as possible.



Name: _____ Date: _____

HA
HAlaughing
lion**Directions:** Trace each letter. Then write each letter as many times as possible.

Name: _____ Date: _____

The image shows the cursive letters 'M' and 'm' on a three-line grid. The uppercase 'M' is formed with a single continuous stroke, starting from the top line, curving down to the middle line, and then back up to the top line. The lowercase 'm' is formed with a single continuous stroke, starting from the middle line, curving down to the bottom line, and then back up to the middle line. Arrows indicate the direction of the stroke for both letters.

marvelous
monkey

Directions: Trace each letter. Then write each letter as many times as possible.


M M M M M

M



m m m m m

m

Name: _____ Date: _____

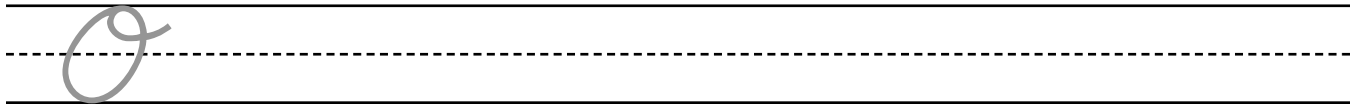
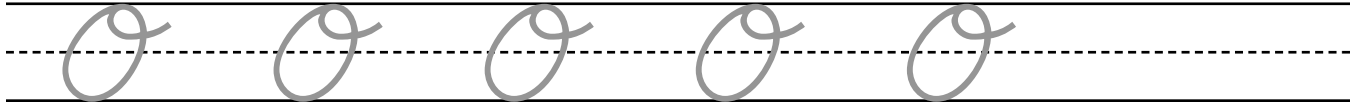
n m*noisy
narwhal***Directions:** Trace each letter. Then write each letter as many times as possible.*n n n n n**n**m m m m m**m*

Name: _____ Date: _____


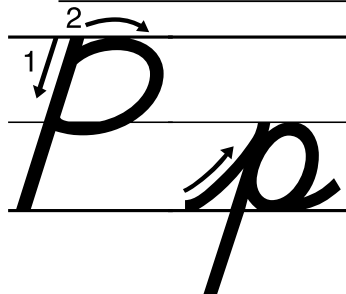


old
ocelot

Directions: Trace each letter. Then write each letter as many times as possible.

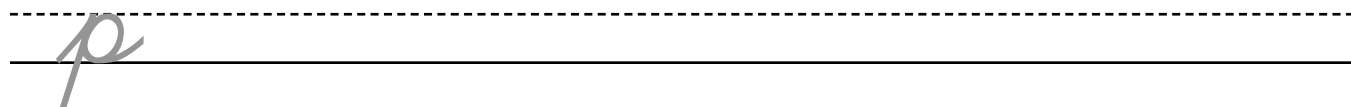
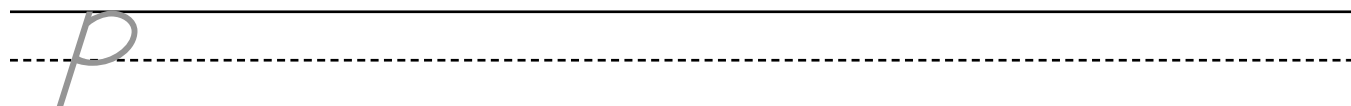


Name: _____ Date: _____



perky
partridge

Directions: Trace each letter. Then write each letter as many times as possible.

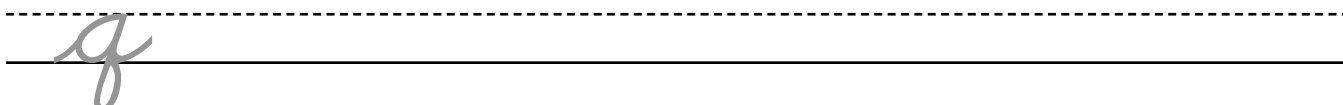


Name: _____ Date: _____


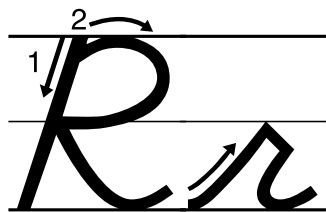


queasy
quail


Directions: Trace each letter. Then write each letter as many times as possible.



Name: _____ Date: _____

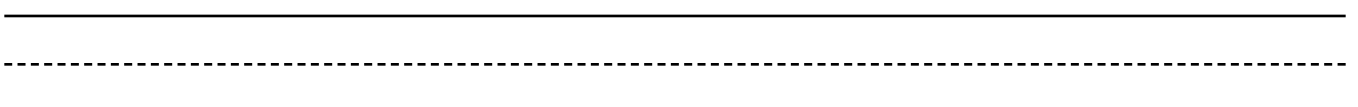
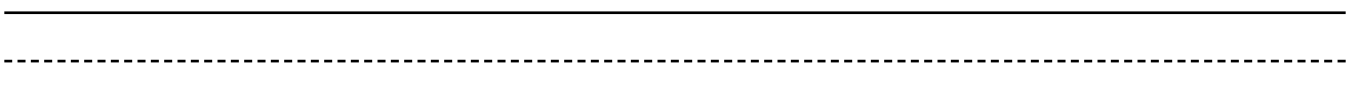
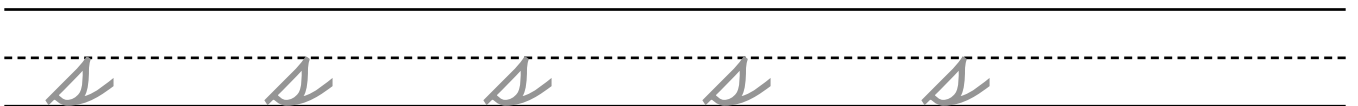
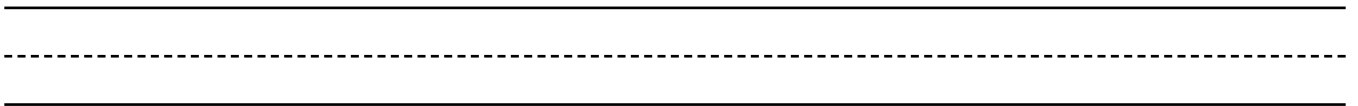
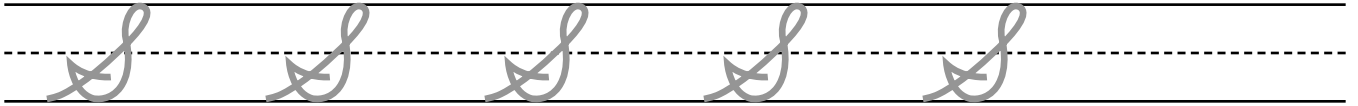
*raucous**raven***Directions:** Trace each letter. Then write each letter as many times as possible.*R R R R R**R**r r r r r**r*

Name: _____ Date: _____


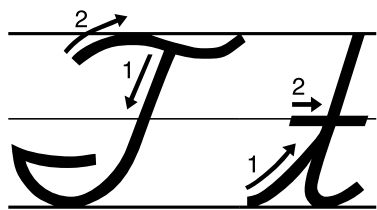


savory
soufflé

Directions: Trace each letter. Then write each letter as many times as possible.

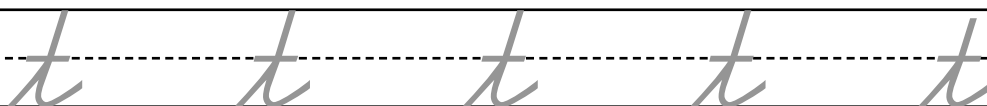
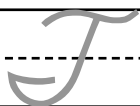
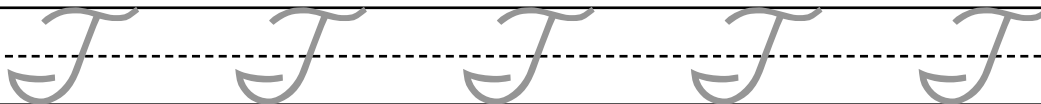


Name: _____ Date: _____



*talkative
tadpole*

Directions: Trace each letter. Then write each letter as many times as possible.



Name: _____ Date: _____



upbeat
ukulele

Directions: Trace each letter. Then write each letter as many times as possible.


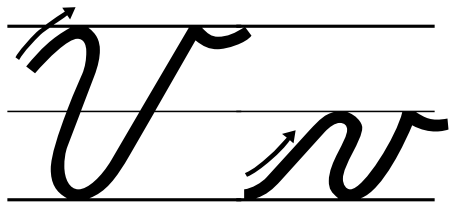
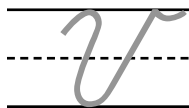
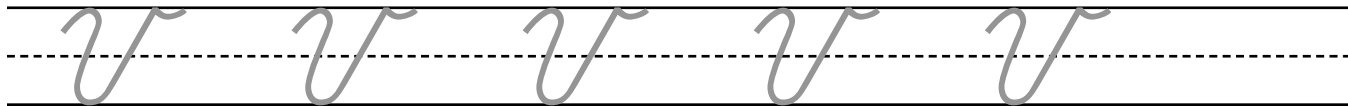
U U U U U

u

u u u u u

u

Name: _____ Date: _____


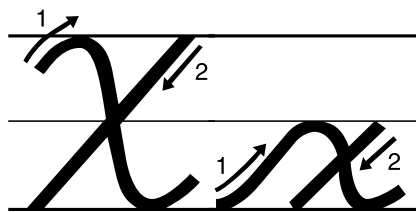
*vain**velociraptor***Directions:** Trace each letter. Then write each letter as many times as possible.

Name: _____ Date: _____

W w*worried
wallaby***Directions:** Trace each letter. Then write each letter as many times as possible.*W W W W W**W**w w w w w**w*

Name: _____



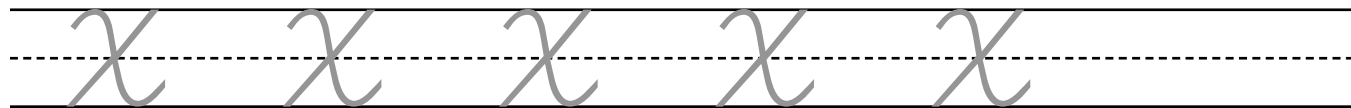
Date: _____




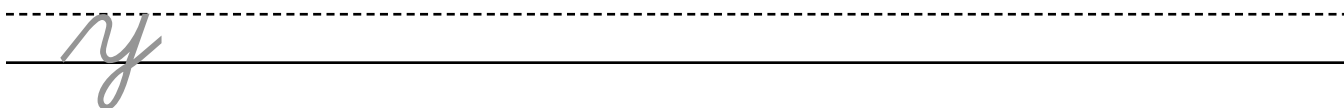
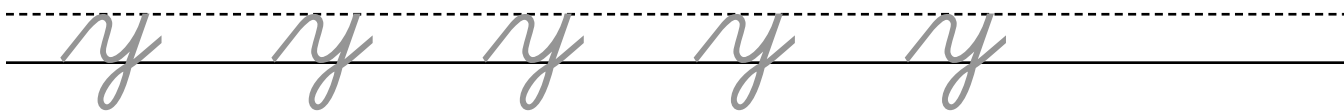
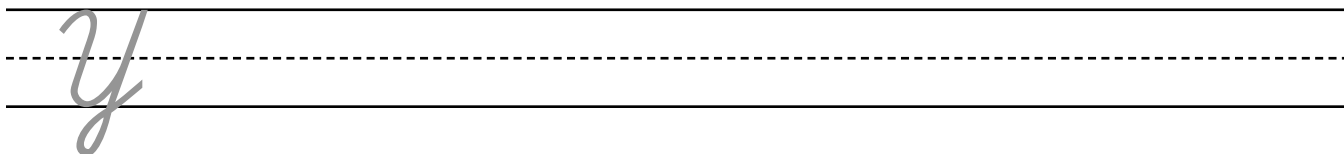
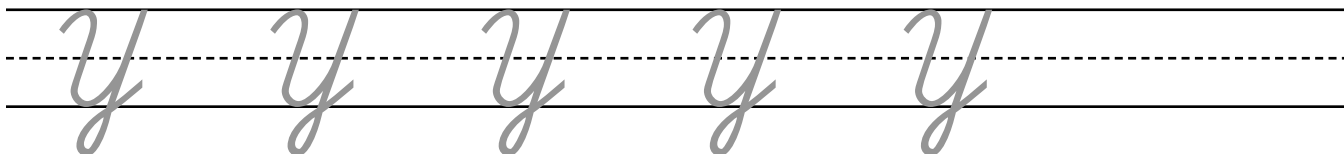
extraordinary

xenopus


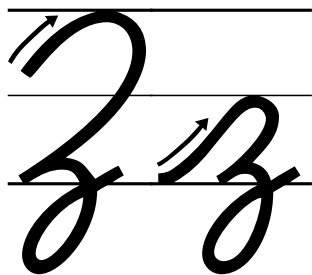
Directions: Trace each letter. Then write each letter as many times as possible.



Name: _____ Date: _____

*yawning
yellowfin***Directions:** Trace each letter. Then write each letter as many times as possible.

Name: _____ Date: _____

*zealous*
*zebu***Directions:** Trace each letter. Then write each letter as many times as possible.