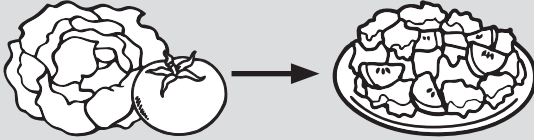


Name: _____

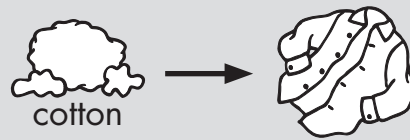
Natural Resources

Natural means “not made by people.” Rocks, trees, wind, and water are natural. We change things we get from nature into things we use:

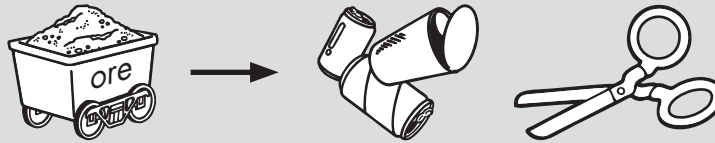
We use plants for food.



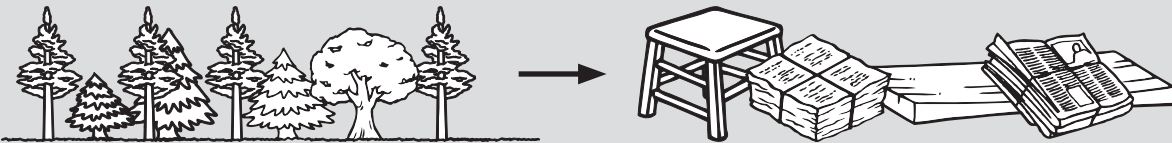
We use plants to make clothes.



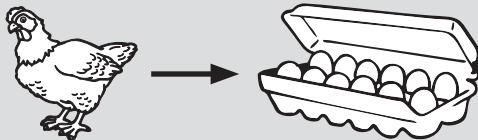
We dig rocks from the ground. We use some of them to make metal things.



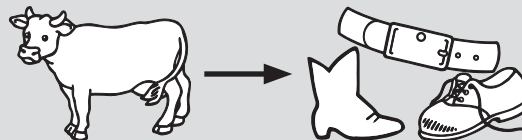
We use wood from trees to build houses. We make furniture and paper, too.



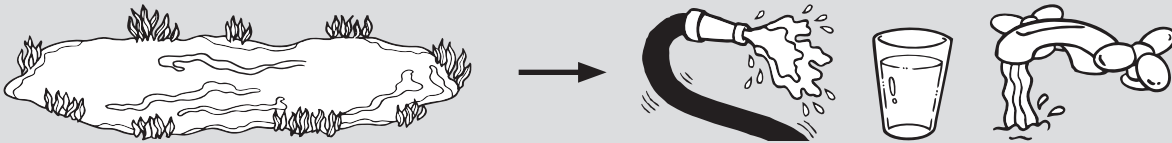
We use animals for food.









We use animals for clothing.



We drink water and use it to cook and clean.



1. What does *natural* mean?
 - a. something you can buy
 - b. something not made by people
2. Draw a line to match each natural resource to one way we use it.

 tree	 water	 rocks
 make a rock wall	 grow apples	 wash dishes

Name: _____

Water


How do you get water in your home or school? Water comes out of a tap. Where does the water come from?

Water is natural. People cannot make water. We must get it from nature. We can get water from lakes and rivers. We can get it from under the ground.



First, we must clean the water. We must make it safe to drink. Then, we must send it through pipes. The pipes bring water to our buildings.

What happens to water? Where does it go when it goes down the drain? Dirty water goes down pipes. It goes to a place where it is cleaned. Some of it can be used to water plants. Some water goes into the ground. Some goes back into rivers or lakes.



1. Water is _____.

a. a natural resource

b. made by people

2. After dirty water goes down the drain, it is _____.

a. gone

b. cleaned

3. How do you use water? _____

Name: _____

Earth Materials: Rocks, Sand, and Soil

Rocks, sand, and soil are natural. We cannot make rocks. We use rocks to make many things.

Rocks are used to make roads, walls, and buildings. Sand and soil are used to make bricks and concrete.



Special rocks are used to make metals such as steel. Steel is used to make buildings, bridges, and cars.

Sand and other crushed rocks are melted to make glass.

Most plants need soil to grow.

Some kinds of rock are made into **fuels**. A fuel is something we burn to make energy.

- We burn oil or natural gas to make our homes warm.
- We make oil into gas that makes cars and planes go.
- We use oil to make things such as plastic and crayons.



1. Can people make new rocks?

Yes

No

2. What is a *fuel*?

a. a rock used to make a wall

b. something we burn to make energy

3. Write two ways we use rocks, sand, or soil.

Name: _____

Conservation



We need to be careful when we use natural things. We don't want to use them up. We cannot make more natural things. We might run out of them!

When we use things, we make **waste**. *Waste* is what is left over after we use something. Trash is waste.

When we are done using things, we throw them away. We make a lot of trash. We can make less trash by not using so many things.



You can help!

- Use only the paper you need.
- Don't litter! Put all of your trash into trash cans.
- Recycle paper, glass, metal, and plastic.



Dirty water is waste. Sometimes we make the water dirty. If we are careful, we can use less water. That makes less dirty water.

You can help!

- Turn off the water while you brush your teeth.
- Take short showers.
- Don't fill the bathtub all the way.

1. Waste is _____.
 - a. natural
 - b. what is left over after we use something

2. What are two kinds of waste we make when we use natural things?

3. What is one thing you can do to help make less waste? _____

Answer Key (cont.)

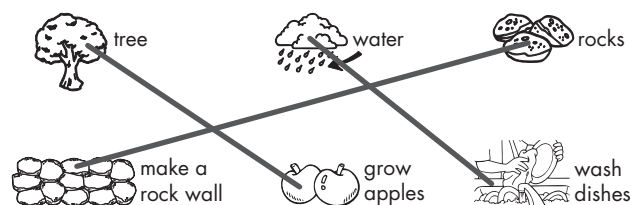
Weather Chart (page 85)

- 5 days
- 8 days
- 3 days
- cloudy
- rainy

Unit 17—Earth’s Environment

Natural Resources (page 86)

- b
-



Water (page 87)

- a
- b
- Check for appropriate answers.

Earth Materials: Rocks, Sand, and Soil (page 88)

- No
- b
- Check for appropriate answers.

Living Resources (page 89)

- c
- Check for appropriate answers.
- Check for appropriate answers.
- We need to protect nature because we cannot make natural things.

Conservation (page 90)

- b
- trash and dirty water
- Check for appropriate answers.

Unit 18—Light Energy

Light (page 91)

- a
- b
- Check for appropriate answers.

Light Sources (page 92)

-
- Check for appropriate drawings and labels.

Light Passes Through (page 93)

- Check for appropriate answers.

Shadows (page 94)

- b
- Check for appropriate drawings.

Reflection (page 95)

- a
- b
- Check for appropriate drawings.

Unit 19—Sound Energy

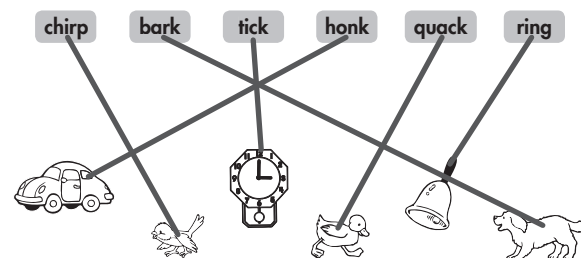
What Is Sound? (page 96)

- a
- energy
- ears, brain

How to Make Sounds (page 97)

- Check for appropriate drawings and answers.

Sound Words (page 98)



Loud and Quiet Sounds (page 99)

-
- Check for appropriate drawings.

Musical Instruments (page 100)

- Check for appropriate drawings.

Unit 20—Heat Energy

What Is Heat? (page 101)

- b
- a
- cooler

Heat Energy Moves (page 102)

- iron → shirt
- boy ← Sun
- stove → water
- bread ← toaster

Keeping Heat In (page 103)

- a
- b
- Check for appropriate answers.

Heat Changes Things (page 104)

- melted ice cream
- toast
- melted snowman
- toasted marshmallow

Light, Heat, or Sound Energy? (page 105)

- heat (sometimes sound)
- light (sometimes heat)
- light, heat
- sound, heat
- sound