

Thanksgiving

Fourth Thursday in November

It's turkey time! On Thanksgiving Day, we join with our family and friends to give thanks for the harvest. That's another way of saying that it is a time to be grateful for all of the good food that we have to eat. Most people are off from school and work on Thanksgiving Day. Thanksgiving Day also marks the start of the holiday season.



Summary of Activities

Reading: Literature

Nana's Pumpkin Pie—fictional story with comprehension questions

Reading: Informational Text

One Wild Turkey!—nonfiction passage with a drawing activity


Writing

Thanksgiving-Day Feast—activity in which students write about their favorite holiday dishes

Bonus

Thanksgiving-Day Parade Float—activity in which students make floats for a classroom Thanksgiving-Day parade

Vocabulary: float, grateful, harvest, parade



Name _____

Date _____

Nana's Pumpkin Pie

Directions: Read the story. Then answer the questions.

My nana makes the best pumpkin pies! She makes the pies all by herself. But this year, she hurt her foot, so she asked me to help. My nana sat in the kitchen chair and told me what to do.

"First," she said, "you will need a big mixing bowl." So I got the bowl from the shelf and brought it to where my nana sat.

"OK, now it's time to crack the eggs." I cracked one, two, three eggs into the bowl. "Give them a good mix," Nana said. I mixed the eggs until I saw tiny bubbles on the top.

"Good mixing," she said. "Now, it's time for the sugar." I poured one-half cup of white sugar into the bowl. Then I did the same thing with the brown sugar.

My mom popped her head into the kitchen. "You ladies O.K.?" My nana gave her the thumbs-up.

The last things that I added to the bowl were the pumpkin and cream. The mixture was an orange-brown color. It smelled so good.

"Now it's time to pour," Nana said. I brought the pie shells over to my nana. She poured all of the batter into them one at a time. My mom put the pies into the oven. After a few minutes, the whole room smelled like pumpkin pie!

"I hope they are as good as when you make them," I said.

After the pies came out of the oven, we set them on a shelf and let them cool off. Then my nana cut a small piece of pie. She gave us each a fork.

"Ready?" she asked. "On the count of three. One, two, three!"


We both stuck our forks into the pie at the same time and then put a taste of the pie into our mouths.

"Yum!" we both said. Then we dove in for a second bite!

-
1. Why does Nana need help?
 - a. She hurt her foot.
 - b. She hurt her hand.
 - c. She didn't like to make the pies by herself.

 2. How many eggs are in the pie?
 - a. 4
 - b. 1
 - c. 3

 3. Who put the pies into the oven?
 - a. Nana
 - b. Mom
 - c. the person telling the story



Name _____

Date _____

One Wild Turkey!

Directions: Read the passage. Then complete the activity.

There are two kinds of turkeys. There is the kind that we eat on Thanksgiving Day. Then there are wild turkeys. We don't eat this kind.

Wild turkeys live in the woods. They walk along the ground to find food. They like to eat seeds and nuts. They eat grass. They also eat some insects. Wild turkeys can also fly but not too far.


A male turkey is called a tom. He is covered in feathers. They are brown and black. A tom has tail feathers that spread out like a big fan. Look at the tom below. Do you see his tail feathers?


A tom's head and beak are red. A tom has a piece of skin that hangs down from his throat. This is called a wattle. It is red. These parts of the tom don't have any feathers.

A wild turkey makes a funny sound. It is called a gobble. Turkeys can also cluck.

Activity: Follow the instructions to draw a picture.

1. Draw a picture around the tom to show where he lives.
2. Draw some of the food that the tom eats.
3. Color the tom's head, beak, and wattle red.
4. Color the tom's feathers brown and black.






Name _____

Date _____

Thanksgiving-Day Feast

On Thanksgiving, most people eat turkey with dressing, pumpkin pie, and lots of other tasty things. In the space below, write about your favorite Thanksgiving dishes. Make sure to begin your sentences with capital letters and end them with periods.



Name _____

Date _____

Thanksgiving-Day Parade Float

Each year on Thanksgiving Day, there are parades. In the parades, there are giant floats. Floats are big balloons that are shaped like story or cartoon characters.

Pretend you can make a float of your favorite character for a big Thanksgiving-Day Parade. Who would it be? Draw a picture of it here and color it. Next, cut it out. Attach your float to a craft stick. Set up a mini Thanksgiving-Day parade in your classroom.

A large, empty rectangular box with a dashed border, intended for students to draw their Thanksgiving-Day parade float.

Note to Teachers: Use this opportunity to explain the multiple meanings of the word *float*.

Answer Key

What to Eat on New Year's Day (page 7)

1. b
2. a
3. a

The Lot (pages 11-12) F,A,E,B,D,C

Helping Out (page 13)

1. a
2. b
3. c

Animal Fact File (page 18)

1. b
2. a
3. b

Hello, Valentine! (pages 22-23)

1. a
2. b
3. c

The Heart (page 24)

1. b
2. c
3. a

Mount Rushmore (page 29)

1. a
2. b
3. c

How the Years Got Their Names (pages 33-34) 8, 10, 11, 12, 9, 7, 3, 4, 1, 6, 2, 5

How Do You Eat? (page 35)

1. a
2. b
3. b

One Potato, Two Potato (page 41)

1. a
2. b
3. c

The Piñata (pages 50-51)

1. c
2. a
3. b

A Gift for Mom (page 57)

1. a
2. c
3. b

The Picnic (pages 61-62)

1. c
2. c
3. b

The Best Dad Ever! (page 67)

1. b
2. a
3. c

Fruit of the Palm Tree (page 73)

1. a
2. b
3. c

Going to See the Fireworks! (page 77)

1. b
2. a
3. c

A Mouse's Favorite Day (pages 88-89)

1. b
2. b
3. a

How to Roast Pumpkin Seeds (page 95)

1. c
2. b
3. a

Sue's Big Surprise! (pages 99-100)

1. Sue's Big Surprise!
2. Sue was in the school play.
3. Sue walked out onto the stage to say her lines.
4. Sue saw her mom sitting in the front row.
5. Sue ran off the stage into her mom's arms.

Uniforms of the Armed Forces (page 101)

1. a
2. c
3. b

Nana's Pumpkin Pie (page 105)

1. a
2. c
3. b

The Dreidel (page 111)

1. a
2. b
3. c

One Last Thing (pages 115-116)

1. b
2. c
3. a

The Kinara (page 123)

1. c
2. a
3. a