



Name \_\_\_\_\_

Date \_\_\_\_\_

## One Last Thing

**Directions:** Read the story below and on page 116. Then answer the questions on page 116.

It was 8 o'clock on Christmas Eve. Pete and his dad hung the last ball on the tree.

"It looks great, Dad," Pete said.

"It sure does. I think it's the best tree ever."

Pete and his dad stood there for a minute and watched the lights on the tree twinkle. Then, Pete picked up two red Christmas stockings. He handed one to his dad.

"Time to hang the stockings, Dad."

Pete's dad took both stockings over to the Christmas tree. He laid them down around the bottom of the tree.

"We don't really have anywhere to hang them," he said.

"Do you think Santa Claus will find them down here?" Pete asked.

"Sure he will. He's Santa!"

Pete looked around. He looked at the Christmas tree. He looked at the stockings.

"I think we are ready for Santa," he said to his dad.

"Mostly," Pete's dad said. "But there's one last thing we have to do."

"Really?" Pete said. "What's that?"

"Do you remember how Santa gets around?"

"He rides a sleigh, right?" Pete asked.

"Yes, but what pulls Santa's sleigh?"

"Oh, right!" Pete remembered. "Flying reindeer!"

Pete went to the kitchen to get a big bowl. He put carrots and lettuce into the bowl. He also put in some celery and green bell peppers.

"Where should we put it?" Pete asked.

"How about out on the front lawn?"

"O.K. But just in case, I'm going to write a letter to Santa."



Name \_\_\_\_\_

Date \_\_\_\_\_

## One Last Thing *(cont.)*

**Directions:** Read the story beginning on page 115. Then answer the questions.

Pete went and got a marker and a piece of paper. This is what he wrote:



Pete took the reindeer food outside. He put the letter to Santa right next to it. He put a small rock on top, so the note would not blow away.

"Are we ready for Santa now?" Pete asked his dad.

"Mostly," he said. "There's just one last thing."

Pete smiled. "I know, Dad. I know."

Pete kissed his dad. Then he walked up the stairs and went to bed.

1. Why does Pete feed the reindeer carrots and lettuce?
  - a. It was the only food they had in the house.
  - b. It is what reindeers like to eat.
  - c. The reindeer were on a diet.
2. What is the name of Pete's dad?
  - a. Tom
  - b. Sam
  - c. Jim
3. What does Pete put on top of his note to Santa?
  - a. a rock
  - b. his stocking
  - c. the reindeer food



Name \_\_\_\_\_

Date \_\_\_\_\_

## Reindeer

**Directions:** Read the passage. Then complete the activity on page 118.

Reindeer live in cold places. They have lots of special things about them that help them live where it is cold.

### The Fur of the Reindeer

Reindeer have two coats of fur. One is called the undercoat. This is the coat of fur that is close to the skin. It is very thick. On top of that, there is another coat of fur. The fur that is on the outside of the reindeer is longer. Two coats of fur keep the reindeer very warm.

The fur of a reindeer can be white. It can also be light brown or even very dark brown.

### The Nose of the Reindeer




Reindeer have big noses. They can breathe in lots of air in a single breath. The air is warmed inside of their noses. By the time the air gets to the lungs, it is nice and toasty. This helps the reindeer live in cold places.

### The Feet of the Reindeer

Reindeer have hooves. Hooves are part of the feet. Hooves are the toes of the reindeer. They have very hard, big nails. These hooves help the reindeer to walk on hard, icy ground.

### The Antlers of the Reindeer

Antlers are on the top of a reindeer's head. They are made of bone. They always grow in pairs. The bigger the antlers are, the older the reindeer is. Sometimes, reindeer use their antlers when they fight.





Name \_\_\_\_\_

Date \_\_\_\_\_

## Reindeer *(cont.)*

**Directions:** Read the passage on page 117. Use what you learned about reindeer to complete this drawing. Follow these instructions:

1. Color the antlers brown.
2. Color the hooves black.
3. Draw the reindeer nose and color it red.
4. Color the fur white and brown.

When you are finished, make sure to label each part of the reindeer.

