



Heal the Planet



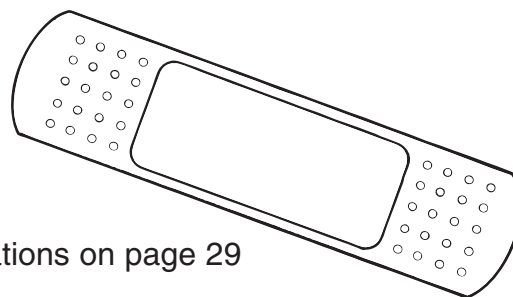
Objective: Given information about activities related to “carbon footprints,” the students will write prescriptions for a healthy planet.

Vocabulary

- atmosphere
- pollution

Materials

- Carbon Dioxide and Carbon Footprints explanations on page 29
- Prescription for a Healthy Planet on page 34
- Bandage Patterns on page 33 or bandages
(eco-friendlier option: cloth rags cut in strips like bandages and permanent markers)
- tape or tacks
- copy of world map for display
- age-appropriate research materials (optional)



Preparation

1. Copy the Prescription for a Healthy Planet form for each student.
2. Copy a bandage pattern for each student or collect bandages to use for the activity.

Opening

1. Review the meaning of *fossil fuel*, *carbon dioxide*, and *carbon footprint* from the previous lesson as needed.
2. Have the students write three questions they have about carbon footprints.

Part 1

1. Review with the students the concept of carbon dioxide and its effect on the atmosphere.
2. Ask the students to recall what they have learned about ways in which excess carbon dioxide enters the *atmosphere* (the mixture of gases that surrounds a planet; air) to disrupt the natural balance. Discuss how carbon dioxide emissions create *pollution* (environmental contamination with man-made waste) in the atmosphere.
3. Pair each student with a partner. Have the students exchange questions. Instruct the students to write answers to their partner’s questions and discuss them.
4. Ask students at random to share questions and answers to begin class discussion. Expand on the student responses as needed to talk about ways the students can reduce their carbon footprints.
5. Determine what additional research might be done and provide time and age-appropriate materials for student use.

Part 2

1. Explain that reducing the carbon footprint can help heal the planet. It’s also good for us to live in a healthy environment.
2. Distribute to the students copies of Prescription for a Healthy Planet. Have each student write a prescription. They should write something they can do to help the planet.
3. Have the students write their remedies on bandages and attach them to a world map.



Heal the Planet (cont.)



Closing

1. Review the definitions of *atmosphere* and *pollution*.
2. Ask the students to share specific ways in which they have reduced their carbon footprint and helped heal the planet since beginning their study.



Extension

Encourage students to do some of the things discussed in class over the next two or three days to reduce their carbon footprints. Then have students write “get well cards” to planet Earth telling what they did to help heal the planet.

ELL Tip

Have the students illustrate their prescriptions for the planet on a separate sheet of paper, highlighting actions they can take to heal the planet (e.g., walking to school, reading a book, drinking from a refillable cup).

Bandage Patterns



Prescription for a Healthy Planet

Date: _____



I will _____

Signature: _____

Prescription for a Healthy Planet

Date: _____



I will _____

Signature: _____